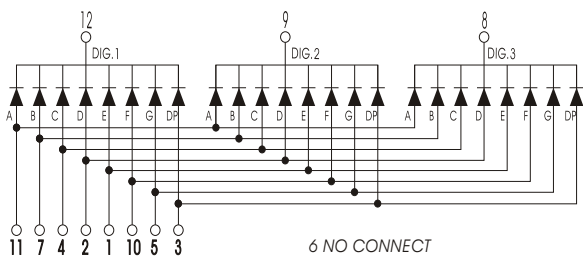
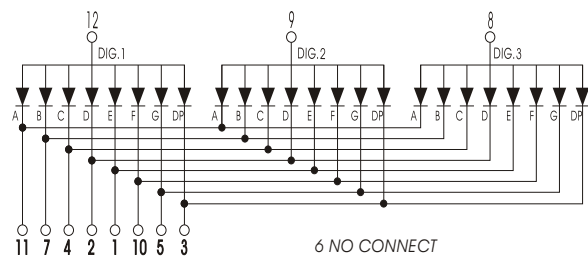


| Part Number | Emitting Color | Wave Length λ_D (nm) | (at 20 mA) | | Face |
|---------------------|----------------|------------------------------|------------------------|---------------------|-------|
| | | | V_F (v) Typ. Max. | I_V (mcd) Typ. | |
| CLT-3312 Δ S | Red | 660 | 1.8-2.3 | 11 | Black |
| CLT-3312 Δ E | Orange | 605 | 2.0-2.4 | 10 | Black |
| CLT-3312 Δ G | Green | 568 | 2.2-2.6 | 11 | Black |
| CLT-3312 Δ B | Blue | 465 | 3.0-3.6 | 18 | Black |

CLT-3312A (Com. Cathode)

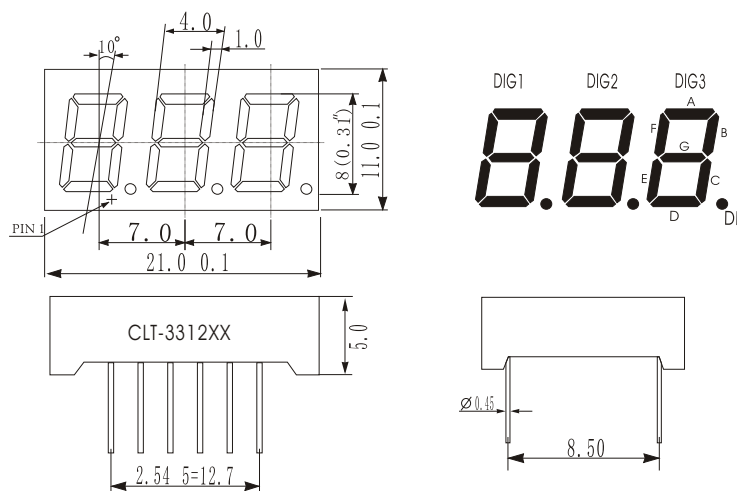


CLT-3312 (Com. Anode)



Package Outlines

(unit:mm)



- Remark : 1. “ Δ ” represents Internal Circuit Feature: A、C、E...Common Cathode, B、D、F...Common Anode.
 2. “ \square ” represents LED Emitted Color.
 3. All dimensions are in millimeters, tolerance is 0.25mm unless otherwise noted.
 4. Above specification is measured by CHANGLI's test instrument and may be changed without notice.
 5. Supplier will reserve authority on material change for above specification.